

LGBT HEALTH DISPARITIES

prideinhealth
+wellbeing



choose not to reach out to a crisis support service in a crisis ⁴



LGBT young people aged 16 to 27 are

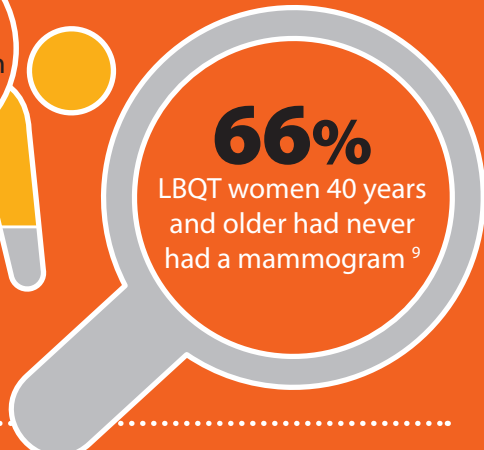

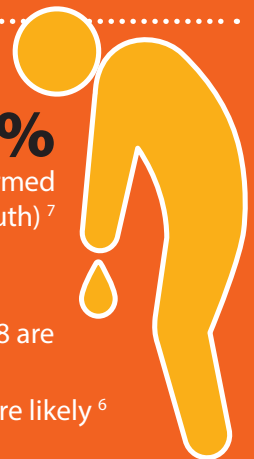
5x more likely to attempt suicide ⁵



33% had self-harmed (LGBT youth) ⁷

Transgender people aged 18 are

11x more likely ⁶



More than **60%** of LGBT people feel a health setting is more trustworthy if they see visible symbols of inclusion ¹⁰



Seeing Gender Neutral language on forms helped more

59% of LGBT patients view their healthcare provider as inclusive ¹¹



References:

1. Australian Human Rights Commission, (2014) Face the Facts
2. Leonard et al. (2012) Private Lives 2
3. Leonard et al. (2012) Private Lives 2
4. Waling et al (2019) Understanding LGBTQI Lives in Crisis
5. lgbtihealth.org.au/statistics/
6. lgbtihealth.org.au/statistics/
7. lgbtihealth.org.au/statistics/
8. lgbtihealth.org.au/statistics/
9. Mooney-Somers, et al (2018) Report of the SWASH Lesbian, Bi sexual and Queer Women's Health Survey 2014, 2016, 2018
10. Lesbian, Gay, Bisexual, Transgender, Queer / Questioning (LGBTQ) Perceptions and Health Care Experiences, Quinn et al, 2015. DOI: 10.1080/10538720.2015.1022273
11. Lesbian, Gay, Bisexual, Transgender, Queer / Questioning (LGBTQ) Perceptions and Health Care Experiences, Quinn et al, 2015. DOI: 10.1080/10538720.2015.1022273
12. Is It Okay To Ask: Transgender Patient Perspectives on Sexual Orientation and Gender Identity Collection in Healthcare, Maragh-Bass et al, 2017, DOI: 10.1111/acem.13182